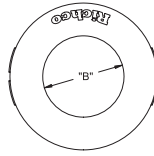
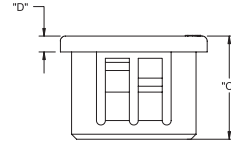
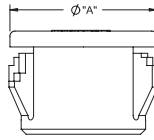
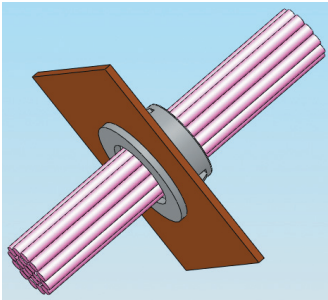


# GROMMETS, BUSHINGS & CABLE GLANDS

**PGSB**  
Closed Snap Bushing



• UL #E320906



Material: UL94 V2 Nylon 6/6, RMS-01* Color: Black							
Part No.	Hole Diameter	Panel Thickness	"A"	"B" Dia. Ref	"C"	"D"	Standard Pack
PGSB-0305	4.8	1.6-1.7	6.5	3.2	6	1.36	1,000
PGSB-1	6.35	1.57 Max	7.9		7.9	1.6	
PGSB-2	7.9		9.5	4.7	6	1.27	
PGSB-3			6.1				
PGSB-4	9.5	0.8-3.2	11.9	4.7	10.3	1.4	
PGSB-5				6.35			
PGSB-0710				10			
PGSB-6	11.1	0.8-3.2	13.5	6.85	10.3	1.4	
PGSB-7				7.9			
PGSB-8				6.35			
PGSB-9	11.9	1.57 Max	14.7	8.7	6.35	1.27	
PGSB-10	12.7	0.8-3.2	14.7	6.35	10.3	1.6	
PGSB-11				7.9			
PGSB-12				1.57 Max			14.3
PGSB-1013	13	0.8-3	15	10.2	9	1.3	
PGSB-13	13.5	1.57 Max	15.1	10.3	6.35	500	
PGSB-14	14.3	0.8-3.2	16.7	7.9	10.3		1.6
PGSB-15				9.9			
PGSB-16				11.1			
PGSB-17				6.35			
PGSB-18	15.9	1.57 Max	18.2	11.1	6.35		1.5
PGSB-19				17.85			
PGSB-1316	16	1.4-3.5	18	12.8	10.4		1.5
PGSB-20	17.5	0.8-3.2	19.8	12.7	10.3		1.6
PGSB-21				14.3			
PGSB-1519				19		1.3-3	
PGSB-22	19.1	0.8-3.2	21.4	12.7	10.3	1.6	
PGSB-23				14.3			
PGSB-24				21			15.9
PGSB-25	19.8	1.57 Max	21.8	19.1	6.35	200	
PGSB-1822	22	0.9-2.3	24.8	18.2	11.5		1.5
PGSB-26	22.2	0.8-3.2	24.2	12.7			1.6
PGSB-27				14.3			
PGSB-28				15.9			
PGSB-29				17.45			
PGSB-30	23.8	1.57 Max	23.8	19.1	6.35		
PGSB-31	25.4	0.8-3.2	28.6	19.45	11.5		1.5
PGSB-32	27.86		31	20.6			
PGSB-33			22.2				
PGSB-34			23.8				
PGSB-2428	28	1-3.3	31.5	24	11.2	1.5	
PGSB-2530	30	1-3.1	33.5	25	11.5	1.8	
PGSB-35	31.75	0.8-3.2	33.3	23.8		1.6	
PGSB-2634	34.2	1-3.2	38	26.2		1.5	
PGSB-36	34.9	0.8-3.2	37.3	25.4	11.5	1.6	
PGSB-37	38.1		40.9	27			
PGSB-38			28.6				
PGSB-39			33.3				
PGSB-40	44.45		47.6	34.9			44.5
PGSB-41	50.8		54	41.7			
PGSB-42		44.5					
PGSB-43	57.2	6.35 Max	63	47	18.2		

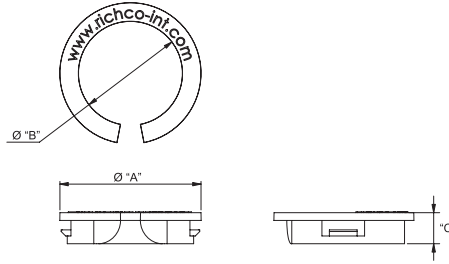
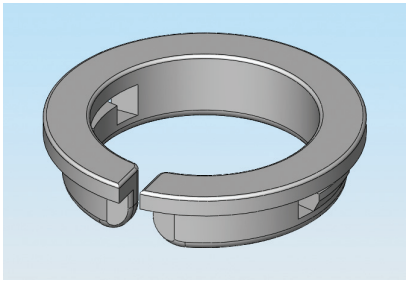
\*Available in UL94 V0 material by special order. To order, add -V0 to the end of the part number

Parts available in White by special order. To order, add WH to the end of the part number

K

# GROMMETS, BUSHINGS & CABLE GLANDS

**PGSA**  
Open Bushing



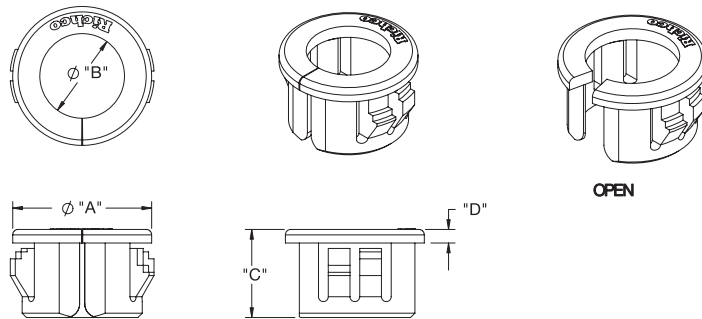
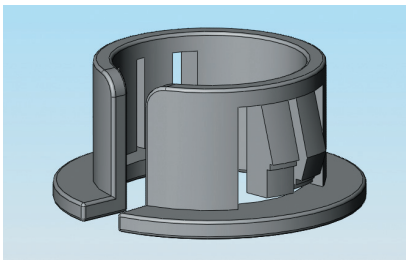
  
• UL #E320906

**Material: UL94 V2 Nylon 6/6, RMS-01\* Color: Black**

Part No.	Panel Thickness Range	Panel Hole Ø	"A" Ref.	"B" Max. Bundle Ø	"C"	Standard Pack
PGSA-0407A	0.4 - 1	7	10.4	4.8	5	1000
PGSA-1013A	1 - 1.5	13	16.2	9.2	5.3	500
PGSA-1316A	1 - 1.4	16	19.4	12.2	5.4	
PGSA-1519A	1 - 1.5	19	22.7	14.3	5.7	
PGSA-1822A	0.8 - 1.6	22	25.5	17.6	5.6	
PGSA-2024A1		24	27	19.5	5.3	
PGSA-2024A	1 - 1.2	27.1	35.1	22.9	6	200
PGSA-2327A	0.4 - 1			24.5	7	
PGSA-2529A	0.4 - 1.1			29	7	

\*Available in UL94 V0 material by special order. To order, add -V0 to the end of the part number.  
Parts available in White by special order. To order, add WH to the end of the part number.

**PGSB-A**  
Open Bushing



  
• UL #E320906

**Mat'l: UL94 V2 Nylon 6/6, RMS-01; Color: Black**

Part Number	Mounting Hole Ø	Panel Thickness Range	"A" Ref.	"B" Max. Holding Bundle Ø	"C"	"D"	Standard Package
PGSB-0609A	9.5	0.7-1.7	11.4	6.6	6.5	1.3	1000
PGSB-1A		10.7	6.7	9.9			
PGSB-2A	11.1	0.8-3.2	12.7	7.9	10.3	1.6	500
PGSB-1013A	13		14.9	9	10.5	1.5	
PGSB-3A	14.3	16.3	9.9	10.3	1.6		
PGSB-1216A	16.5	18.6	12.3	10	1		
PGSB-1316A	16	18	10.5	10.5	1.6		
PGSB-1519A	19	1.2-3.3	20.6	14.5	11	1.3	200
PGSB-1822A	22	1-3.5	24.8	17.3	11.5	1.6	
<b>NEW</b> PGSB-9A	25	0.8-3	26.4	20.4	10.3		
PGSB-4A	25.4	0.8-3.2	26.6	20.6			
PGSB-5A	27.8		29.4	22.2			
PGSB-6A	31.8		34.1	26.6			
PGSB-7A	34.9		37.3	29.7			
PGSB-8A	38.1		40.1	31.7			


White color available by special order only. To order, add WH to the end of the part number.

K

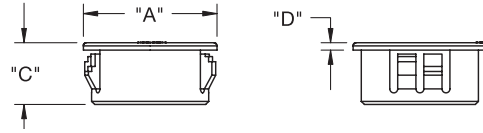
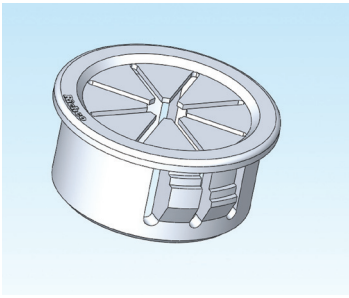
# GROMMETS, BUSHINGS & CABLE GLANDS

**PGSD**  
Snap Bushing

**NEW**



• UL #E320906

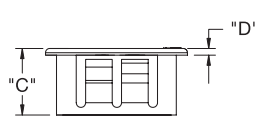
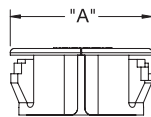
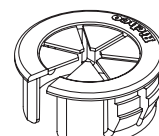
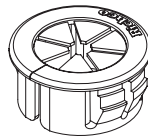
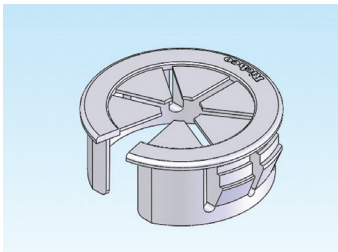


Material: UL94 V2 Nylon 6/6, RMS-01\* Color: Black

Part No.	Max. Panel Thickness	Hole Diameter	Head Diameter "A"	To Accommodate Bundle Diameter	Overall Height "C"	"D"	Standard Package
PGSD-1	1.57	12.7	15.2	7.9	6.4	1.6	500
PGSD-5	3.2				9.8		
PGSD-2	1.57	15.9	18.5	11.1	6.4	1.6	
PGSD-6	3.2				10.3		
PGSD-3	1.57				19.05		12.7
PGSD-7	3.2	22.2	23.8	14.2	9.9	1.2	
PGSD-4	1.57				6.4	11.5	1.6
PGSD-8	3.2	25.4	27	19.1			
PGSD-9		34.9	37.8	25.4			
PGSD-10		38.1	40.9	27	11.43	1.5	
PGSD-11							

\*Available in UL94 V0 material by special order. To order, add -V0 to the end of the part number  
Parts available in White by special order. To order, add WH to the end of the part number.

**PGSC**  
Open Snap Bushing



OPEN



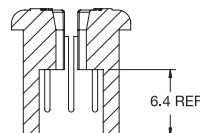
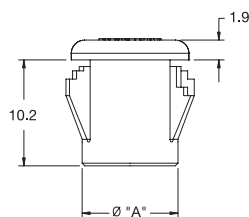
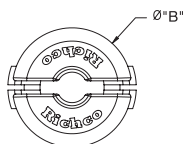
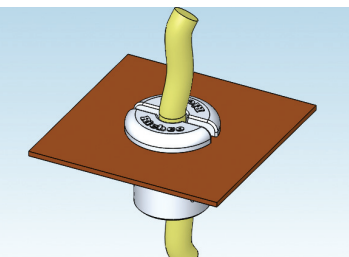
• UL #E320906

Material: UL94 V2 Nylon 6/6, RMS-01 Color: Black

Part No.	Hole Diameter	Panel Thickness Range	"A" Dia. Ref.	To Accommodate Bundle Diameter	"C"	"D"	Standard Package
PGSC-1319A	19 - 19.1	0.8 - 3	21.8	12.7	9.9	1	500
PGSC-1422A	22.2 - 22.4		23.8	14.3	11.5		200
PGSC-1926A	25.4 - 25.5		27	19			
PGSC-2128A	27.8 - 28		29.5	20.7			

Parts available in White by special order. To order, add WH to the end of the part number.

**SB**  
Snub Bushing



Mat'l: UL94 V2 Nylon 6/6, RMS-01, Color: Black      Standard Pack: 1,000 per bag

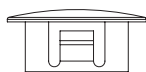
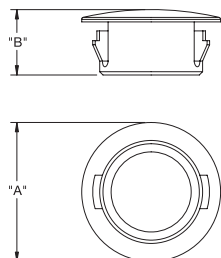
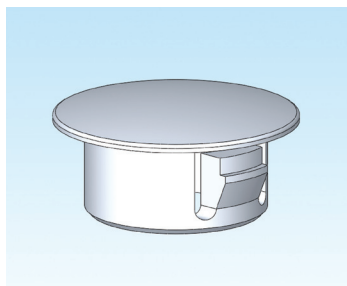
Part No.	Ø "A"	Ø "B"	Panel Hole Dia.	Panel Thickness	Approx. Cable Holding Dia.
SB-1	9.1	11.4	9.5	0.8, 1.6, 2.4, 3.2	3.8
SB-2	10.9	14	11.1		5.6
SB-3	12.4	16	12.7		7.1

K

# GROMMETS, BUSHINGS & CABLE GLANDS

## PGM

Push Grommet Hole Plug

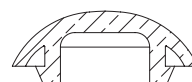
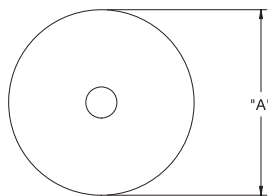
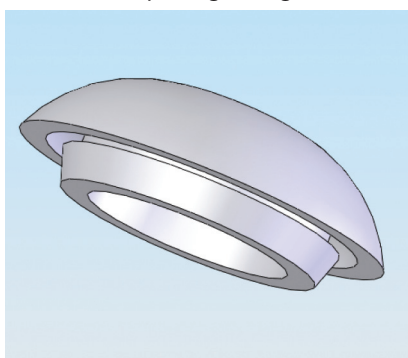


Material: UL94 V2 Nylon 6/6, RMS-01* Color: Black					
Part No.	Hole Diameter	Max. Panel Thickness	"A" Dia.	"B" Ref	Standard Package
PGM-4	4.8	1.7	6	5.2	1,000
PGM-1	6.35	1.57	7.9	7.9	
PGM-6	6.4	1.7	7.6	5.6	
PGM-7	7.05	1.6	11	7	
PGM-8	7.8		6		
PGM-2	7.9	1.57	9.5	7.9	
PGM-33	9.5	3.2	11.9	10.3	
PGM-9	9.55	1.2	13	6.5	
PGM-10	9.8	1.4		6	
PGM-34	11.1	3.2	13.5	10.3	
PGM-3	11.9	1.57		6.35	
PGM-5	12.7		3.2	14.3	
PGM-24		2.1	14.7	8	
PGM-13	12.85	2.1	17	8	
PGM-11	13.48	1.57	15.1	6.35	
PGM-26	14.27	3.2	16.7	10.3	
PGM-27	15.88		18.2	10.3	
PGM-12	15.9	1.57	18.2	6.35	
PGM-16	15.95	2	20	8	
PGM-28	17.45	3.2	19.8	10.3	
PGM-19	18.95		23.5	10.5	
PGM-14	19.05	1.57	21.4	6.35	
PGM-15	19.84		22.6	6.35	
PGM-22	21.95	3	26	9.6	
PGM-17	22.22	1.57	24.6	6.35	
PGM-29		28.6	11.5		
PGM-25	25.5	3.2	28	12.7	
PGM-32	27.86		30.9	11.8	
PGM-30	30.55		34	13	
PGM-18	31.75		34.9	11.8	
PGM-20	34.93		38.1		
PGM-31	38.1		42.4		
PGM-21	44.45		48.4	100	
PGM-23	50.8	55.1	11.9		

\*Available in UL94 V0 material by special order. To order, add -V0 to the end of the part number  
 Parts available in White by special order. To order, add WH to the end of the part number

## LTP

Liquid Tight Plug



Mat'l: UL94 V0 Silicone Rubber, RMS-398, Color: Black						
Part No.	Mounting Hole Diameter	Head Diameter "A"	Overall Height "B"	Head Height "C" Ref.	Max. Panel Thickness	StandardPack
NEW LTP-4	12.7	23.4	11.4	7.3	3.2	1,000
NEW LTP-5	19.1	29.2	13	8.9		500
LTP-1	22.23	32	12.7	9.5		1,000
NEW LTP-6	25.4	35.8	14.2	10.1		200
LTP-2	27.76	39.2	13.7	10.5		500
LTP-3	34.93	46.2	14.7	11		200

Offers protection to IP 67.

K

# GROMMETS, BUSHINGS & CABLE GLANDS

## BP Body Plug

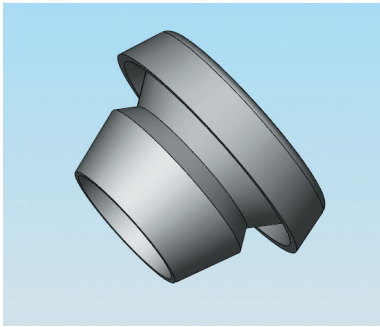


Fig. 1

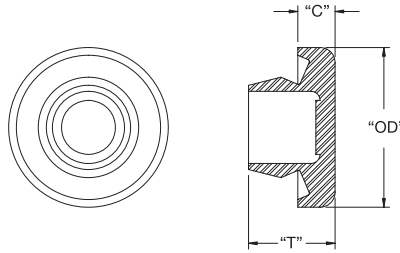
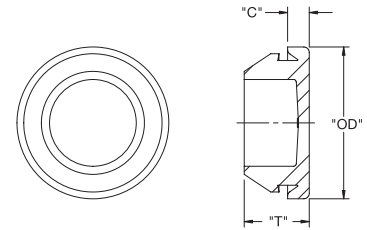


Fig. 2

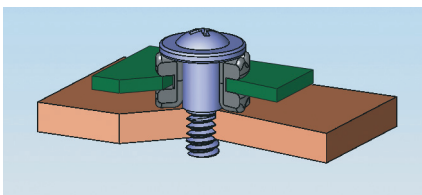


Material: UL94 HB TPE, Color: Black Standard Pack: 1,000 per bag

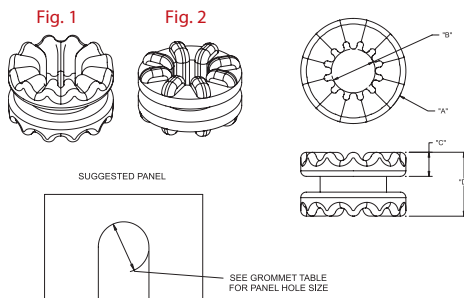
Part No.	Panel Hole Dia. Ref.	Panel Thickness	"OD" Outside Diameter	"T" Thickness	"C" Head Height	Material	Fig
BP-16230	10	0.8 - 2	19.3	10.9	5	RMS-262	1
BP-16231	12		21	11.4			
BP-16232	14		23				
BP-16233	16		25	12			
BP-16234	18		27	11.4			
BP-16236	22	1.6 - 3	31.2	10.9	4.5	RMS-262	2
<b>NEW</b> BP-3	26.5		28	12	4	RMS-168	
<b>NEW</b> BP-4			32.5				
BP-16238	30	0.8 - 2	39.4	10.7	4.25	RMS-262	1

Offers protection to IP 67 at maximum panel thickness.

## VG/VGS Vibration Grommet

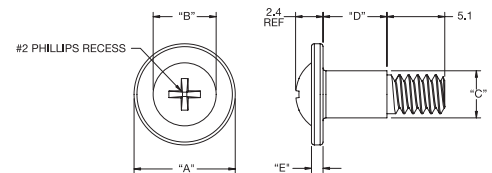


### VG



**NEW**

### VGS



Material: SBR, 60 Shore A, RMS-190 Color: Black

Standard Pack: 1,000 per bag

Part No.	Dim. "A"	Dim. "B"	Panel Thickness	Panel Hole Size	Dim. "C" Typ.	Dim. "D" Ref.	Fig.	Mating Screw
VG-1	9.7	4	1.45	6.35	2.2	5.9	1	VG-1 or VGS-4
VG-2	14.4	4.8	1.60	9.53	3.3	8.2		VG-2 or VGS-5
VG-3	9.7	4	0.79	6.35	2.5	5.9		VG-1 or VGS-4
VG-4	14.4	4.8	1.09	9.53	3.6	8.2		VG-2 or VGS-5
VG-5	9.5	3.6	1.40	5.5	2.1	5.5	2	VG-3 or VGS-6

Material: 1022 Carbon Steel, RMS-352, Finish: Zinc Plate, RMS-354

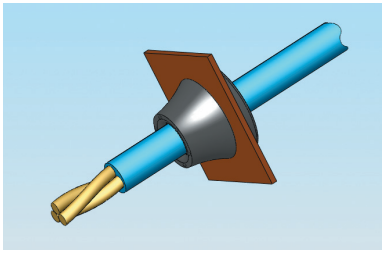
Standard Pack: 1,000 per bag

Part No.		Use With Grommet Part Number	"A"	"B" Ref.	"C"	"D"	"E"
Thread: 6-32 UNC-2A	Thread: M3 X 0.5						
VG-1	VGS-4	VG-1, VG-3	8.9	5.5	4.1	5.2	1.3
VG-2	VGS-5	VG-2, VG-4	12.7	8.1	4.9	7.4	1
VG-3	VGS-6	VG-5	8.9	5.5	3.7	5	1.3

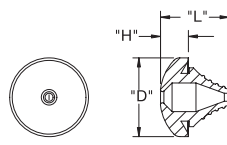
VG Grommets are sold separately.

# GROMMETS, BUSHINGS & CABLE GLANDS

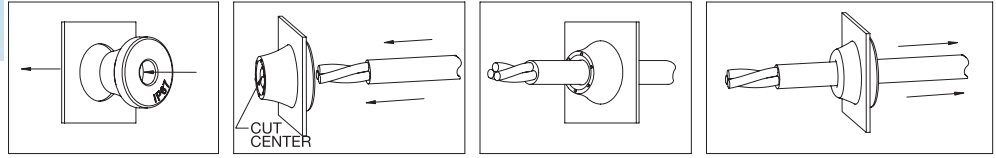
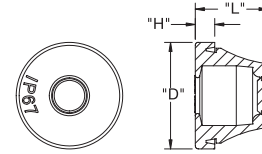
**LTG**  
Liquid Tight Grommet



Style 1



Style 2



PRESS GROMMET INTO PANEL

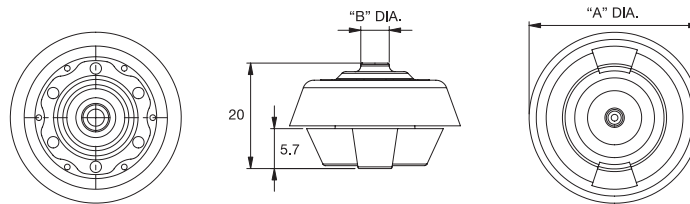
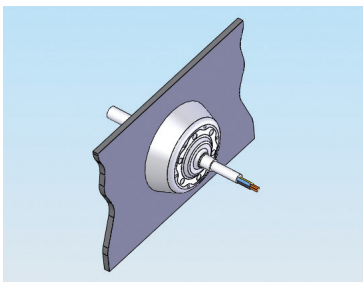
CUT CENTER AS SHOWN AND INSERT CABLE THROUGH GROMMET

PULL BACK CABLE TO FORM SEAL

Material: EPDM Rubber, 50 Shore A, RMS-153									
Part Number	Style	Color	Panel Hole Size	Panel Thickness	Cable Size	"D" Dia. Ref.	"L" Ref.	"H" Ref.	Standard Pack
LTG-199017	1	Black	12.5	0.5 - 2	3 - 5	20	17.5	7.1	1,000
LTG-1			12.7						
LTG-39897	2	Grey	16	1 - 4	5 - 7	21	18.5	6.2	
LTG-34715			19		7 - 10	24	19	6	
LTG-34716			23		10 - 14	28	22.2	6.1	
LTG-43021			29		14 - 20	33.8	24.4		
LTG-2			38		20 - 24	46	29	6.5	
LTG-3	48	25 - 32	57.5	32	8	100			

Offers protection to IP 67.

**KCG**  
Quick Cable Gland

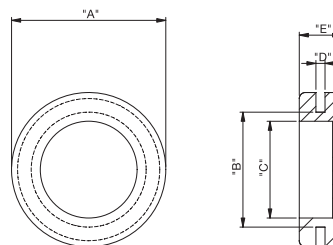
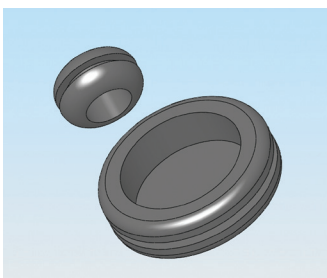


Material: TPE, RMS-286; Nylon 6/6, RMS-287, Color: Grey								
Standard Pack: 50 per bag								
Part No.	Size	Hole Dia.	Panel Thickness	Panel Thickness for IP67	Cable Size	Anchorage Type A For Cable Dia.	"B" Dia.	"A"***
KCG-1	M20	20.5	1.5 - 5	2 - 5	4 - 11	7 - 11	4	29.3 - 34.5
KCG-2	M25	25.5			4 - 14	7 - 13	5	34.3 - 40

\*\*\*"A" Dimension varies depending on the thickness of the material installed in.

Offers protection to IP 67 at panel thickness and cable dia. indicated

**DGB**  
Blank Diaphragm Grommet

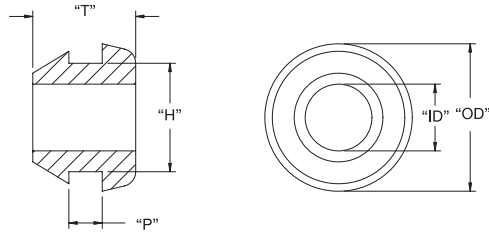
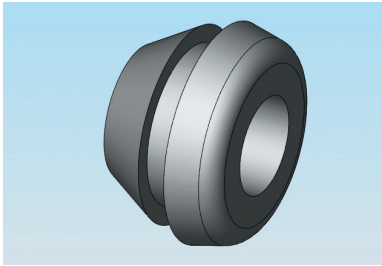


Material: TPE, RMS-262 • Color: Black					
Standard Pack: 1,000 per bag					
Part No	"A"	Panel Hole Size "B"	"C"	"D"	"E"
DGB-2.5	9.4	6.4	4.1	1.5	3.6
DGB-4	12.7	9.9	6.4		6.6
DGB-5	15.7	12.5	9.5		6.4
DGB-6	17.5	11	8		8
DGB-7	19	16	11		
DGB-10	25.5	22	18.4		7
DGB-11	25.5	19	16		
DGB-13	30	25.5	20.5		

K

# GROMMETS, BUSHINGS & CABLE GLANDS

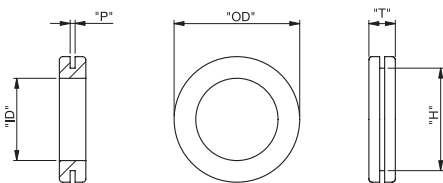
**QFG**  
Quick Fit Grommet



Standard Pack: 1,000 per bag Color: Black

Part No.	"T"	"P" Panel Thickness	"H" Mounting Hole Diameter	"ID" Inside Diameter Ref.	"OD" Outside Diameter Ref.	Material
QFG-16200	8	1.5	10	6	13.5	TPE, RMS-262
QFG-16220	9.5	3		11	7	
QFG-16201	8	1.5	12		8	
QFG-16222	9.5	3		14	10	
QFG-16203	8	1.5	16		12	19.5
QFG-16223	9.5	3		18	14	21.5
QFG-16204	8	1.5	18.5 - 20		13	24.5
QFG-16224	9.5	3		22	18	25.4
QFG-16205	8	1.5	25 - 26		18	29.5
<b>NEW</b> QFG-1	11.4	3.5 Max.		26	22	29.5
QFG-16207	8	1.5	28		24	31.5
<b>NEW</b> QFG-2	10.4	3.5 Max.		28	24	31.5
QFG-16228	9.5	3				
QFG-16209	8	1.5				
QFG-16229	9.5	3				

**HG**  
Hole Grommet



Material: UL94 HB, RMS-262\*, Color: Black

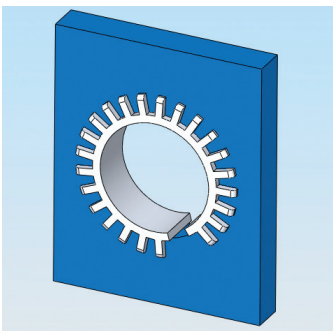
Standard Pack: 1,000 per bag

Part No.	"H" Mounting Hole Dia.	"P" Panel Thickness	"ID" Inside Diameter	"OD" Outside Diameter	"T"
HG-2	4.8	1.6	3.2	8	6.4
HG-2.5	6.4		4	9.5	6.3
HG-3	7.7	0.8	4.8	10.9	4.8
HG-3.5	8	1.6	5.5		5.5
HG-4	9.5	2.4	6.4	14.2	7
HG-5	10.9	1.6	8	14.3	4.8
HG-17	11	2		16	7
HG-6	12.5	1.6	9.5	17	6.4
HG-8	16.8		12.6	21.5	
HG-9	17.1		14.2	22.2	
HG-11	18.7		17.1	23.7	
HG-10	18.8	2.4	15.5	22.2	5.6
HG-18	19		12.7	24	7.1
HG-12	24.8	1.6	18.6	31.3	8
HG-14	25.1		21.8	30.2	
HG-16	31.5		24.6	38.1	

\*Available in UL94 V0 material by special order. To order, add -V0 to the end of the part no.

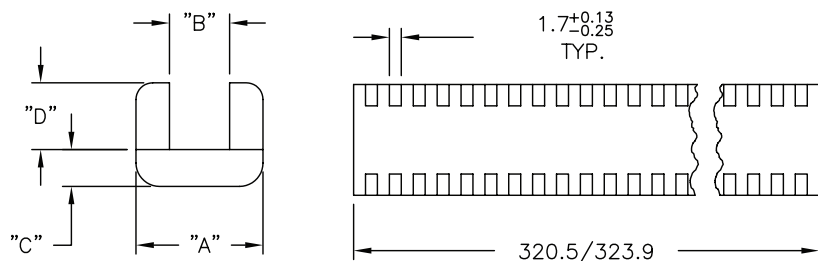
Other colors available by special order

**MGS**  
Molded Grommet Strip



**Features**

- Complies with NASM21266
- Minimum hole diameter 25.4mm



Material: Nylon 6/6, RMS-01 • Color: Natural

Standard Pack: 100 per bag

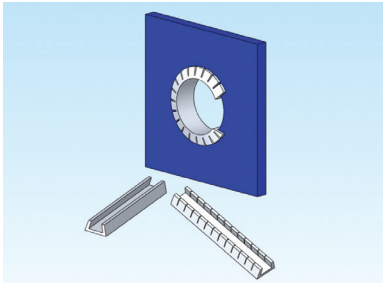
Part No.	Panel Thickness (Ref.)	"A" + 0.38/-0.13	"B" + 0.38/-0.13	"C" + 0.38/-0.13	"D" + 0.38/-0.13
MGS-1-01	0.4 - 1.3	3.8	1.4	1.4	2.5
MGS-2-01	1.3 - 2.2	4.4	2.3		
MGS-3-01	2.2 - 3.3	5.6	3.3	1.8	4.1
MGS-4-01	3.3 - 4.9	8.3	5		
MGS-5-01	4.9 - 6.5	9.8	6.6		
MGS-6-01	6.5 - 8.1	11.3	8.1	1.9	4.6



# GROMMETS, BUSHINGS & CABLE GLANDS

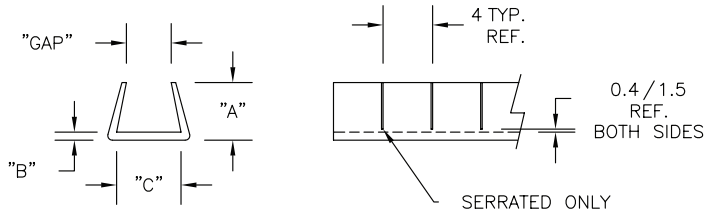
## NGS/PGS/SNGS/SPGS

Continuous Grommet Strip



### Features

- Use product on irregularly shaped or round panel hole

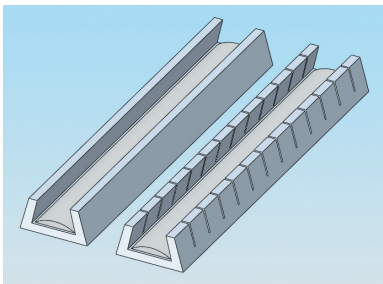


Standard Pack: 30M Roll								
Part No.		Color	Material	Panel Thickness Range	"GAP" Ref.	"A" Ref.	"B" Ref.	"C" Ref.
Solid Lengths	Serrated Lengths							
NGS-1	SNGS-1	Natural	UL94 HB Nylon, RMS-88	0.7 - 0.9	0.5	3.2	0.8	0.8
-	SNGS-1B	Black						
NGS-2	SNGS-2	Natural		0.9 - 1.8	0.9	4.4		2.8
-	SNGS-2B	Black						
-	SNGS-2.5	Natural		1.8 - 2.7	1.5	4.8	1.2	4
-	SNGS-2.5B	Black						
-	SNGS-3	Natural		2.7 - 4.2	2.7	4.8	1.2	4.8
-	SNGS-3B	Black						
-	SNGS-4	Natural		4.2 - 4.7	4.2	4.8	1.2	6.4
-	SNGS-4B	Black						
-	SNGS-5	Natural	4.8 - 6.4	4.8	4.8	1.2	4	
-	SNGS-5B	Black						
PGS-1	SPGS-1	Natural	Polyethylene, RMS-06	0.7 - 0.9	0.5	3.2	0.8	0.8
PGS-1B	-	Black						
PGS-2	SPGS-2	Natural		0.9 - 1.8	0.9	4.4		2.8
PGS-2.5	SPGS-2.5							
PGS-2.5B	SPGS-2.5B	Black		1.8 - 2.7	1.5	4.8	1.2	4
PGS-3	SPGS-3	Natural						

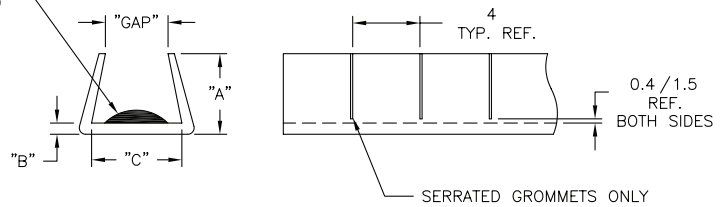
Custom lengths available by special order.

## NGSG/SNGSG/PGSG/SPGSG

Continuous Grommet Strip with Adhesive



PRESSURE-SENSITIVE ADHESIVE (RMS-96)



Standard Pack: 30M Roll								
Part No.		Color	Material	Panel Thickness Range	"GAP" Ref.	"A" Ref.	"B" Ref.	"C" Ref.
Solid Lengths	Serrated Lengths							
NGSG-2	SNGSG-2	Natural	UL94 HB Nylon, RMS-88	0.9 - 1.8	0.9	4.4	0.8	2.8
-	SNGSG-2B	Black						
NGSG-2.5	SNGSG-2.5	Natural		1.8 - 2.7	1.5	4.8	1.2	4
NGSG-3	SNGSG-3	Natural						
PGSG-2	SPGSG-2	Natural	Polyethylene, RMS-06	0.9 - 1.8	0.9	4.4	0.8	2.8
PGSG-2B	SPGSG-2B	Black						
PGSG-6*	SPGSG-6*	Natural		1.8 - 2.7	1.5	4.4	0.8	2.8
PGSG-6B*	-	Black						
PGSG-2.5	SPGSG-2.5	Natural		2.6 - 4.2	2.7	4.8	0.9	2.5
PGSG-2.5B	SPGSG-2.5B	Black						
-	SPGSG-7*	Natural	2.6 - 4.2	2.7	4.8	1.2	4	
PGSG-3	SPGSG-3	Natural						
PGSG-3B	SPGSG-3B	Black	2.6 - 4.2	2.7	4.8	0.9	4	
-	SPGSG-8*	Natural						

\*Parts are extra flexible  
Custom lengths available by special order.

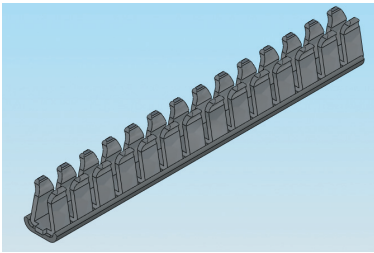
K



# GROMMETS, BUSHINGS & CABLE GLANDS

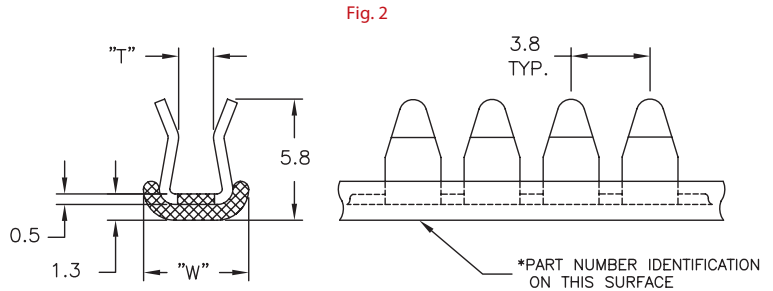
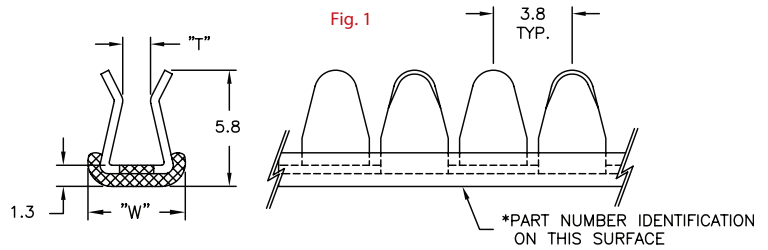
## MCCG/MCCGF

Metal Continuous Cushioned Grommet



### Features

- Dielectric Strength: 1500 volts @ 60 Hz
- Operating Temperature Range: -40°C to 85°C
- UL94 V0 flammability rating
- MCCGF Series is more flexible than the MCCG series because of its design.

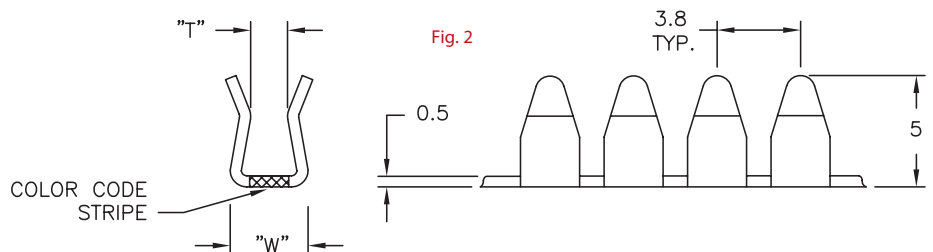
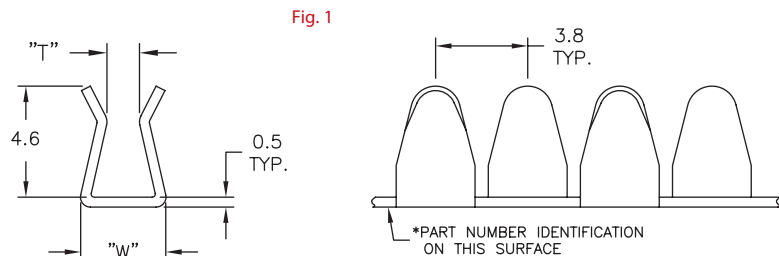



MCCG/MCCGF	Material: 304 Stainless Steel, RMS-283; Coating: Nylon 11, RMS-192, Color: Black; Cushion: TPE, 60 Shore D, RMS-300, Color: Black	Standard Pack: 30M Reel
MCCG-1N	Fig. 1	4.8
MCCG-2N	"T" Application Thickness	
MCCG-3N		
MCCG-4N		
MCCG-6N		
MCCG-6N		
MCCGF-1N	Fig. 2	4.8
MCCGF-2N	"T" Application Thickness	
MCCGF-3N		

Hand held cutting tool needed, order part number MCGS-1

## MCG/MCGF

Metal Continuous Grommet



### Features

- Dielectric Strength: 1000 volts @ 60 Hz
- Operating Temperature Range: -40°C to 140°C
- UL94 V0 flammability rating
- MCGF Series is more flexible than the MCG series because of its design.

MCG/MCGF	Material: 304 Stainless Steel, RMS-283; Coating: Nylon 11, RMS-192, Color: Black	Standard Pack: 30M Reel
MCG-1N	Fig. 1	4.6
MCG-2N	"T" Application Thickness	
MCG-3N		
MCG-4N		
MCG-6N		
MCG-6N		
MCGF-1N	Fig. 2	3.3
MCGF-2N	"T" Application Thickness	
MCGF-3N		

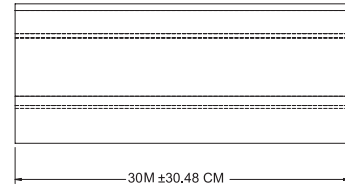
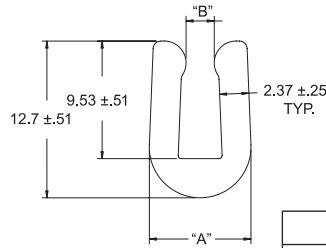
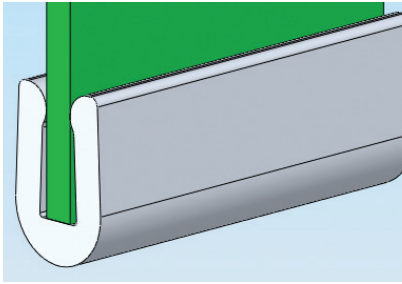
Hand held cutting tool needed, order part number MCGS-1

K

# GROMMETS, BUSHINGS & CABLE GLANDS

## RG

Rubber Edge Grommet



Material: TPE, RMS-214 Color: Black

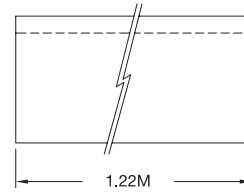
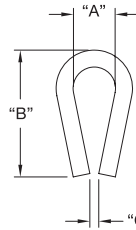
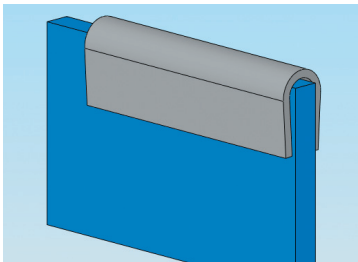
Standard Pack: 30M Roll

Part No.	Panel Thickness	"A" Ref.	"B" Max
RG-1	1.6	6.74	0.76
RG-2	2.36	7.44	1.52
RG-3	3.18	8.23	2.29

Custom lengths available by special order

## DSC

Duro-Strip Channel



Material: MDS Filled Nylon, RMS-21 • Color: Grey

Part No	"A" ± 0.4	"B" ± 0.8	"C" Ref.	Wall Thickness	Std. Pkg.
DSC-.5-48	1.6	7.6	0.8	0.8	30M: 1.22M lengths x 25 pieces
DSC-1-48	3.2	9.5	0.5	1.2	
DSC-2-48	4.8	12.7	0.8	1.6	
DSC-3-48	6.4	15.9	1.1	1.6	

Custom lengths available by special order

## CH

Channel

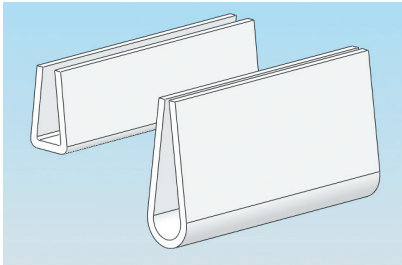


Figure 1

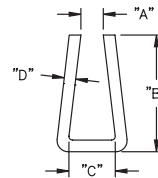
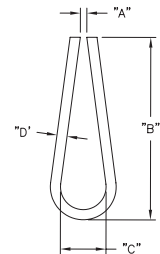


Figure 2



Material: Polystyrene, RMS-16 • Color: White

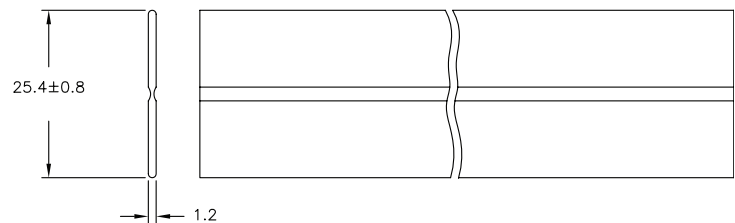
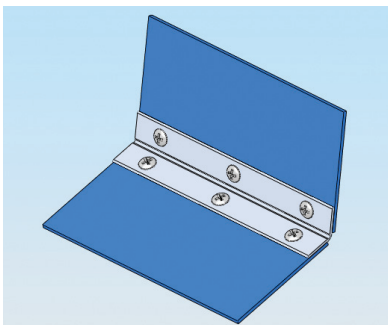
Part No.	Standard Pack: 30M: 1.22M lengths x 25				Fig. #
	"A" Ref.	"B"	"C" Min.	"D" Typ.	
CH200X250-48	5.1	9.5	6.4	0.8	1
CH15X50-48	0.4	11.1	1.3		2
CH20X141-48	0.5	14.3	3.6		

Other colors available by special order.  
Custom lengths available by special order.

K

## SLH-16-1

Single Living Hinge



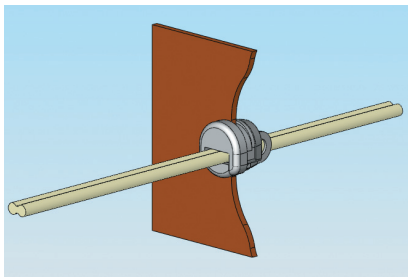
Material: Polypropylene, RMS-54  
Color: Natural

Standard Pack: 30M Rolls

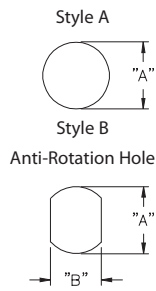
Custom lengths available by special order.

# GROMMETS, BUSHINGS & CABLE GLANDS

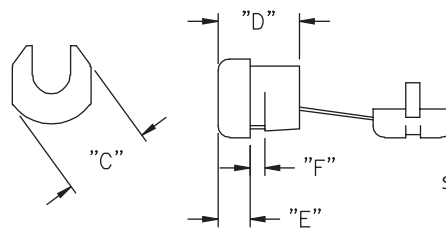
**SRB-F/R**  
Strain Relief Bushing



Mounting Holes



Bushing Dimensions



See Table



SRB Installation Tool Sold Separately  
Part Number: SRPL-2

Material: UL94 V2 Nylon 6/6, RMS-315 Color: Black

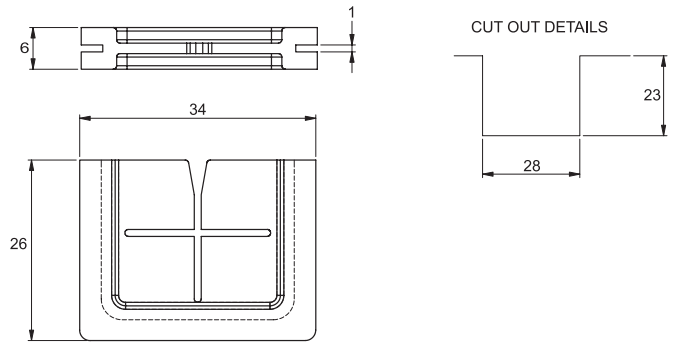
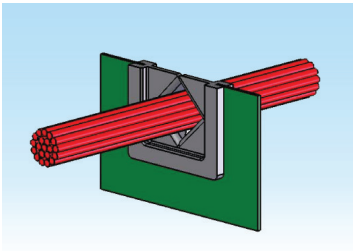
Part No.	UL Number	Wires Accommodated	Cable Style Ref.	Approx. Wire Size	Mounting Holes		"C" Ref.	"D"	"E" Ref.	"F" Max. Panel Thickness	Standard Pack
					"A"	"B"					
SRB-D-3	No UL	SP-1, SPT-1 #18/2	Flat	3 x 5.6	11.1	10.03	11.68	10.41	4.06	1.57	500
SRB-F-1	E107293	SPT-1		3 x 5.6	9.5	8.7	10.8	10.3	4	1.6	1,000
SRB-F-2	No UL	SP-1, SPT-1 #18/2		2.8 x 5.3	9.53	8.76	10.8	10.41	3.94	1.57	500
		XT (Clockwire) #18/2		2.3 x 4.6							
SRB-F-3	E107293	SPT-1		3 x 5.6	11	9.9	12.1	10.3	4	1.6	1000
SRB-F-4	No UL	SP-2, SPT-2 #16/2, HPN #16/2		4.1 x 7.6	13.08	11.81	14.48	12.7	4.34	2.54	500
		SP-2, SPT-2 #18/2, HPN #18/2		3.8 x 7.1	12.7						
SRB-F-5	No UL	HPN #16/3		4.1 x 9.4	14.27	13.46	15.49	15.24	6.1	3.3	
		SPT-2 #18/3		3.8 x 8.6							
		SPT-3 #16/2		5.1 x 9.4							
		SPT-3 #18/2	4.6 x 8.9								
SRB-F-6	E107293	SPT-1	3 x 5.6	11	9.9	12.5	10.3	3.2	2.5	1000	
SRB-F-7	No UL	SPT-1 #18/3	3 x 7.6	12.7	11.58	13.84	10.19	3.61	1.8	500	
		SPT-2, HPN #18/2	3.8 x 7.1								
		SPT-2, HPN #16/2	4.1 x 7.6								
SRB-F-8	E107293	SPT-2	3.71 x 7.6	12.7	11.8	13.9	10.3	4	1.6	1000	
			3.8 x 7.6	13.1					2.5		
SRB-F-9	E107293	SPT-2	3.71 x 7.6	12.7	11.8	13.9	10.3	4	2.5		
		3.8 x 7.6	13.1								
SRB-R-1	E107293	SVI	6.4	12.7	11.5	14.2	11	4.2	1.6		
		SVT	7.4	13.1					2.5		
SRB-R-2	E107293	SVI	6.4	12.7	11.5	14.2	11	4.2	2.5		
		SVT	7.4	13.1							
SRB-R-3	E107293	SJT #18/3	7.6	15.9	14	17.8	14.8	5.6	1.6		
SRB-R-4	E107293	SJT #18/3				17.6			3.2		
SRB-R-5	No UL	SV, SVT #18/2	6.35	12.7	13.08	11.81	14.22	10.92	4.19	2.54	
		SV, SVT #18/3	6.73								
		HPD #16/2	7.37								
		HPD #18/2	6.86	12.7							
SRB-R-6	No UL	SJ, SJT, SJO #16/2	8.26	16.66	14.48	18.54	17.27	6.99	3.18		
		SJ, SJT, SJO #18/2	7.62								
		SJ, SJT, SJO #16/3	9.02	17.45							
		SJ, SJT, SJO #18/3	8.38								
SRB-R-7	E107293	SJT #16/3	8.2 - 9.2	15.9	14	17.8	14.8	5.6	1.6		
SRB-R-8	E107293	SJT #16/3				17.3		5.8	3.2		
SRB-R-9	E107293	SJT #14/3	9.2 - 10.5	19	16.5	21.5	19.1	7.8	1.6		
			11	19.8					3.2		
SRB-R-10	E107293	SJT #14/3	9.2 - 10.5	19	16.5	21.7	19.4	7.8	3.2		
		11	19.8								

K

# GROMMETS, BUSHINGS & CABLE GLANDS

**CGA-1**  
Cable Grommet

**NEW**



**Features**

- Wings flex to accept various diameters and shapes
- Continuous working temperature: 150 °C

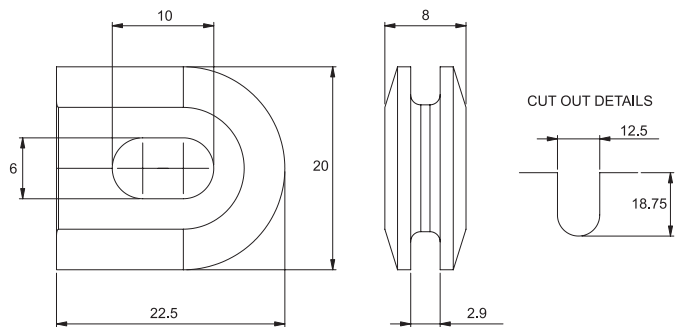
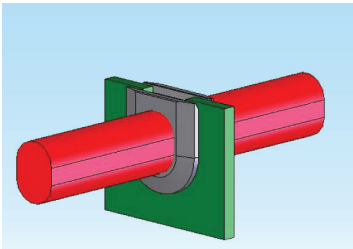
**Material: Silicone Rubber 70 Shore A, RMS-378 Color: Black**

**Standard Pack: 1000 per bag**

Part No.	Panel Thickness	Max Bundle Ø
CGA-1	1	15

**CGB-1**  
Cable Grommet

**NEW**



**Features**

- Continuous working temperature: 180 °C

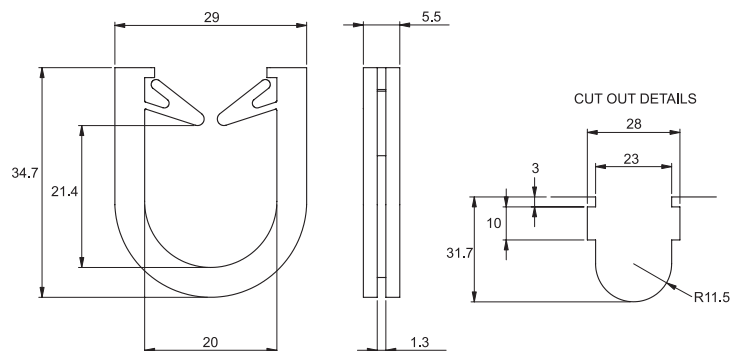
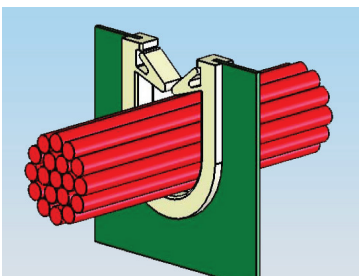
**Material: Silicone Rubber 65 Shore A, RMS-379 Color: Black**

**Standard Pack: 1000 per bag**

Part No.	Max. Panel Thickness
CGB-1	2.8
Dimensions reflect product in an installed state	
Available in white by special order.	
To order, add WH to the end of the part number.	

**CGC-1**  
Cable Grommet

**NEW**



**Material: UL94 V2 Nylon 6/6, RMS-01\*, Color: Natural**

**Standard Pack: 250 per bag**


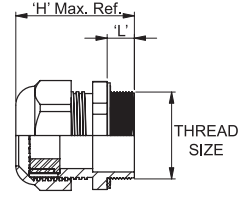
Part No.	Panel Thickness
CGC-1-01	1.2
*Available in UL94 V0 Nylon 6/6 by special order. To order, replace -01 with -19.	
Available in black by special order.	
To order, add BK to the end of the part number.	

K

# GROMMETS, BUSHINGS & CABLE GLANDS

## CG-M

Cable Gland – Metric Thread



### Features

- See CGLN below to order mating locknuts
- Protection Class: IP68 - 5 Bar
- Operating temperature: -20°C - 100°C
- Remove the inner sealing gland for larger cable diameters

Mat'l: Gland Body and Nut: UL94 V2 Nylon 6, RMS-36; Outer Sealing Gland: CR/NBR, RMS-37; Inner Sealing Gland: TPE, RMS-40, Sealing Washer: NBR, RMS-41^

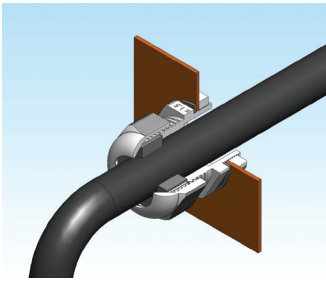
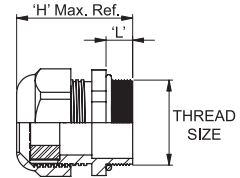
Color: Grey (RAL 7035)								
Part No.	Thread Size	Cable Ø Range		Suggested Clearance Hole for Non-Threaded Mounting	"L"	"SW-1"	"H" Max. Ref.	Standard Pack
		Min. Ø	Max. Ø					
CG-M12-1*	M12	2	5	12.2	8	15	31	100
CG-M16-1	M16	3	10	16.2		20	35.5	
CG-M20-1	M20	5	13	20.2		24	36	
CG-M25-1	M25	8	17	25.2		29	43	
CG-M32-1^	M32	12	21	32.2	10	36	50	25
CG-M40-1^	M40	16	28	40.2		46	51	10

\*CG-M12-1 sold with outer sealing gland only.  
^Sealing Washer included with threads M32 and M40.

Parts available in Black (RAL 9005) by Special Order. To order, add -BK to the end of the part number.

## CG-PG

Cable Gland – PG Thread



### Features

- See CGLN below to order mating locknuts
- Protection Class: IP68 - 5 Bar
- Operating temperature: -20°C - 100°C

Mat'l: Body and Nut: UL94 V2 Nylon 6, RMS-36; Sealing Gland: CR/NBR, RMS-37; O-Ring: NBR, RMS-41\*

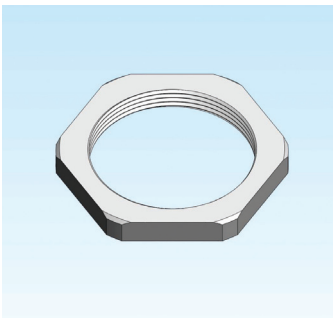
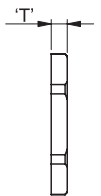
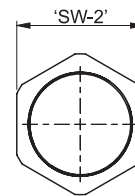
Color: Grey (RAL 7035)								
Part No.	Thread Size	Cable Ø Range		Suggested Clearance Hole for Non-Threaded Mounting	"L"	"SW-1"	"H" Max. Ref.	Standard Pack
		Min. Ø	Max. Ø					
CG-PG7-1	PG7	2	5	12.7	8	15	30.5	100
CG-PG7-2		3	6.5					
CG-PG9-1	PG9	2	6	15.4		19	34	
CG-PG9-2		4	8					
CG-PG11-1	PG11	3	7	18.8	22	37		
CG-PG11-2		5	10					
CG-PG13.5-1	PG13.5	6	12	20.7	9	24	39	
CG-PG16-1	PG16	10	14	22.8	10	27	42.5	
CG-PG21-1	PG21	9	16	28.6	11	33	47.5	50
CG-PG21-2		13	18					
CG-PG29-1*	PG29	12	20	37.4	42	53	25	
CG-PG36-1*	PG36	20	26	47.5	13	53	61	10
CG-PG36-2*		22	32					

\*O-Ring included with threads PG29 and PG36.

Parts available in Black (RAL 9005) by Special Order. To order, add -BK to the end of the part number.

## CGLN

Cable Gland – Locking Nuts



### Features

- Operating temperature: -20°C - 100°C

Material: GF Nylon 6, RMS-44				
Color: Grey (RAL 7035)				
Part No.	Thread Size	"SW-2"	"T"	Standard Pack
CGLN-M12	M12	17	5	100
CGLN-M16	M16	22		
CGLN-M20	M20	27	6	
CGLN-M25	M25	32		
CGLN-M32	M32	41	7	50
CGLN-M40	M40	50		
CGLN-PG7	PG7	19	5	100
CGLN-PG9	PG9	22		
CGLN-PG11	PG11	24		
CGLN-PG13.5	PG13.5	27	6	
CGLN-PG16	PG16	30		
CGLN-PG21	PG21	36	7	
CGLN-PG29	PG29	46		
CGLN-PG36	PG36	60	8	50

Parts available in Black (RAL 9005) by Special Order. To order, add -BK to the end of the part number.

